

Northern Rivers Clotheslines & Letterboxes

Rendered Style Pillar Letterbox Range

THE PRODUCT

These letterboxes are manufactured using a high density lightweight core with a hard coat and sand textured finish. The application of this coating provides a superior strength along with stylish modern 'rendered' aesthetics. The letterbox includes a 50mm galvanised RHS steel post for ultimate footing strength and ease of installation.

THE FEATURES

All letterboxes come standard with a brushed silver mail insert which accommodates A4 size envelopes lying flat (Australia Post compliant). The mail insert is fully lockable (with 2 keys provided) ensuring the security of your mail. As the insert is supplied in a brushed silver finish you can paint over it to match your house facade colour or alternatively leave the modern look of the silver as a contrast against the letterbox colour you choose.

THE INSTALLATION

As these letterboxes are pre-coated in a rendered finish, it eliminates the need to organise a tradesman for the normal 'bricked up' letterbox style. Once the letterbox is installed, all you need to do is simply paint over with any exterior acrylic paint.



KEY LARGO

H 830mm x W 470mm x D 370mm.
\$363.64 + GST

KEY LARGO (with Paper Holder)
\$386.37 + GST



BAHAMA

H 930mm x W 470mm x D 370mm.
Right or left design configurations are available.
\$363.64 + GST

BAHAMA (with Paper Holder)
\$386.37 + GST



JAMAICA

H 1000mm x W 620mm x D 360mm.
Right or left design configurations are available.
\$409.10 + GST

JAMAICA (with Paper Holder)
\$436.37 + GST



BERMUDA

H 830mm x W 560mm x D 370mm.
Right or left design configurations are available.
\$363.64 + GST

BERMUDA (with Paper Holder)
\$386.37 + GST



BARBADOS

H 830mm x W 560mm x D 370mm.
\$363.64 + GST

BARBADOS (with Paper Holder)
\$386.37 + GST




ANTIGUA

H 1000mm x W 730mm x D 450mm.
\$531.82 + GST

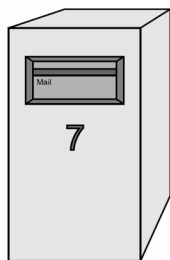
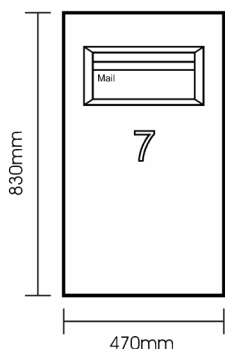
All prices include installation* and key lock with 2 keys.

*Installation within nominated service areas only.
All other areas by negotiation.



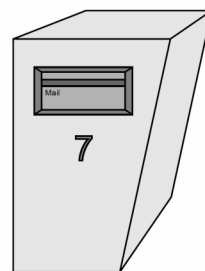
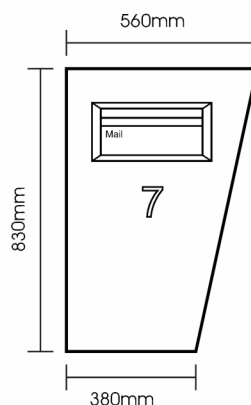
KEY LARGO

H 830mm X W 470mm X D 370mm



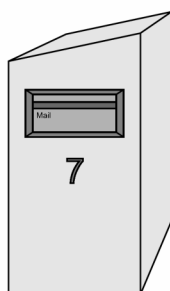
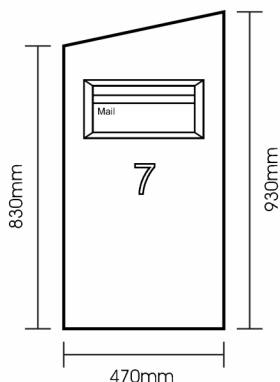
BERMUDA

H 830mm X W 560mm X D 370mm



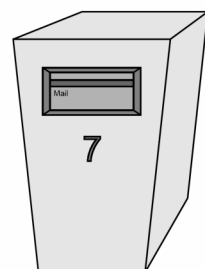
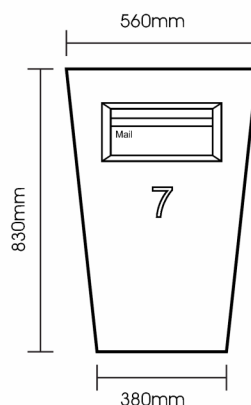
BAHAMA

H 930mm X W 470mm X D 370mm



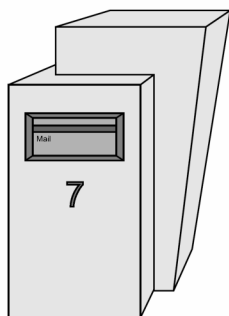
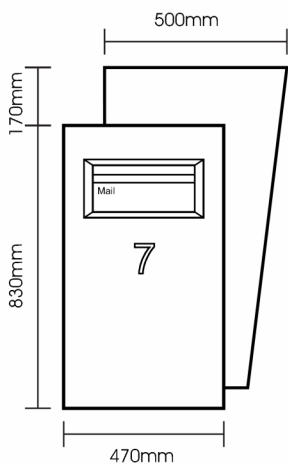
BARBADOS

H 830mm X W 560mm X D 370mm



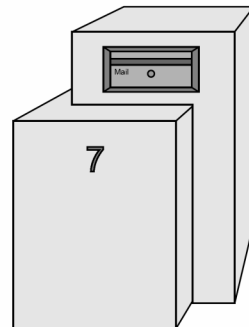
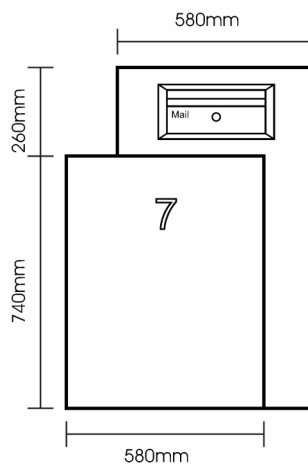
JAMAICA

H 1000mm X W 620mm X D 360mm



ANTIGUA

H 1000mm X W 730mm X D 450mm



Please note

Right or left design configurations are available for the **BERMUDA**, **BAHAMA** and **JAMAICA** letterboxes.

The **KEY LARGO** letterbox is also available in a 2 mail insert for duplexes and a 3 mail insert for triplexes.